

LAS VEGAS INTERAGENCY COMMUNICATIONS CENTER

2022 Year End Report

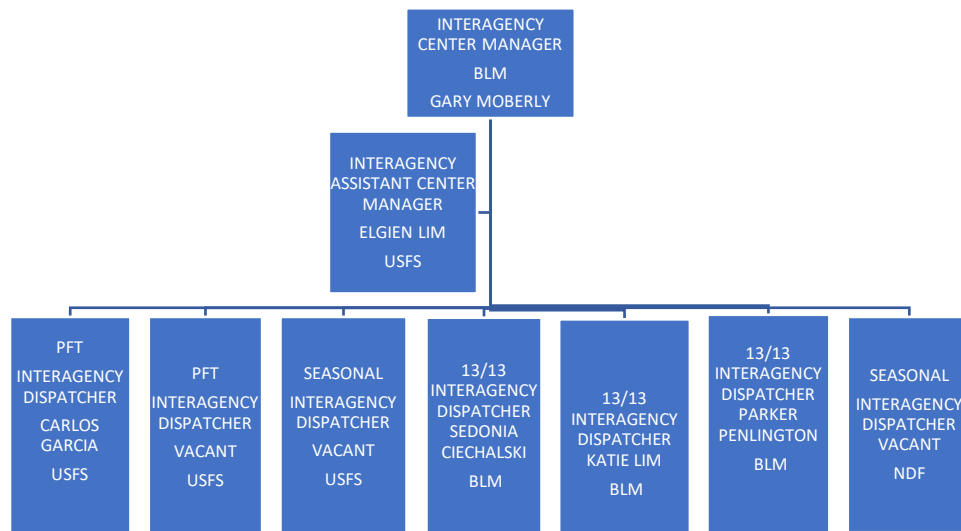


"BUILDING BETTER PARTNERSHIPS THROUGH BETTER COMMUNICATIONS"

The Las Vegas Interagency Communications Center (LVICC) experienced a slower than normal fire season in 2022, with 66 less wildfires than the previous season and spending only 42 days at PL-3 and 0 days at PL-5. This decrease in activity can be explained by the monsoon season, which was the wettest monsoon season in southern Nevada in the last 10 years. The Las Vegas area received 1.77 inches of precipitation during the 2022 monsoon season, in comparison to 0.65 inches in 2021. But it also provided us with exceptional training opportunities, training 9 new students from Veteran Tribute High School that came to work for the center. As we come to the end of the 2022 fire season, LVICC was steady for the entire year. During the winter months we received 142 after hours calls, varying from wildfires to random miscellaneous calls. The total number of statistical wildfires within the zone was 125, reports show that 91% were human caused. The center mobilized a total of 1,069 resource orders assisting incidents in all geographic areas, excluding Alaska.

NV-LIC STATISTICS AND WORKLOAD HIGHLIGHTS			
NV-LIC Zone Total Wildfires	125 Wildfires	Wild Horse and Burro <small>(Flights and Misc. Reports)</small>	9 Incidents
Total Acres Burned in Southern Nevada	91.66	Medical Aid	38 Incidents
NV-LIC Dispatch Zone at PL3	42 Days	Misc. Incidents <small>(Non- Fire resource tracking, Races, NV- Energy PSOM/Resource tracking, NDF Resource Tracking, Resource Overnight tracking)</small>	1026 Incidents
NV-LIC Dispatch Zone at PL4 and PL5	0 Days	Aircraft Flight Following <small>(Not attached to a fire)</small>	46 A/C Incidents
NV-LIC Dispatch zone extended	50 Days	Abandoned and Illegal Campfires	140 Incidents
NV-LIC False Alarms	74 Incidents	Law Enforcement	84

LVICC Organization Chart



Accomplishment and Highlights

- Trained 9 new A.D.s from the veteran's tribute school
- Ordered new consoles/ furniture for expanded and will arrive in February 2023
- Signed off 1 dispatcher as an Aircraft Dispatcher
- Sent dispatchers off on Fire assignments for a total of 7 assignments supporting Nevada, Great Basin and the national Effort as Aircraft Dispatcher, initial Attack Dispatcher, Support Dispatcher, Supervisory Dispatcher.
- Installed a new refrigerator in the LVICC break room.
- Created an office space for all the dispatchers
- Initiated 2 Aircraft Dispatcher task books
- Initiated 13 Expanded Dispatch Recorder Taskbooks.
- Hired 9 Veteran tribute students as Emergency Hires for the 2022 Fire season.
- Placed 3 Veteran Tribute Students to North Las Vegas Dispatch Center for permanent positions.
- Sent off fire records for archiving.
- LVICC dispatch is set up for electronic filing.
- Filled one FS 26-0 dispatcher
- Filled one BLM career seasonal position.
- Purchased our LVICC vehicle for the dispatch center through the BLM.
- Finally, after COVID, attended the weather service meeting with Southern Nevada Cooperators, private and Federal.

5 Year fire Average

YEAR	USFS	BLM	NPS	USFWS	NDF/WFPP	DOD/NTE	TOTALS
2018	23	41	16	3	8	2	93
2019	16	32	12	5	11	0	76
2020	25	179	30	16	27	1	278
2021	16	76	11	53	16	8	180
2022	20	61	24	1	19	0	125
TOTALS	100	389	93	78	81	11	
5 YR AVG	20	78	19	16	16	2	

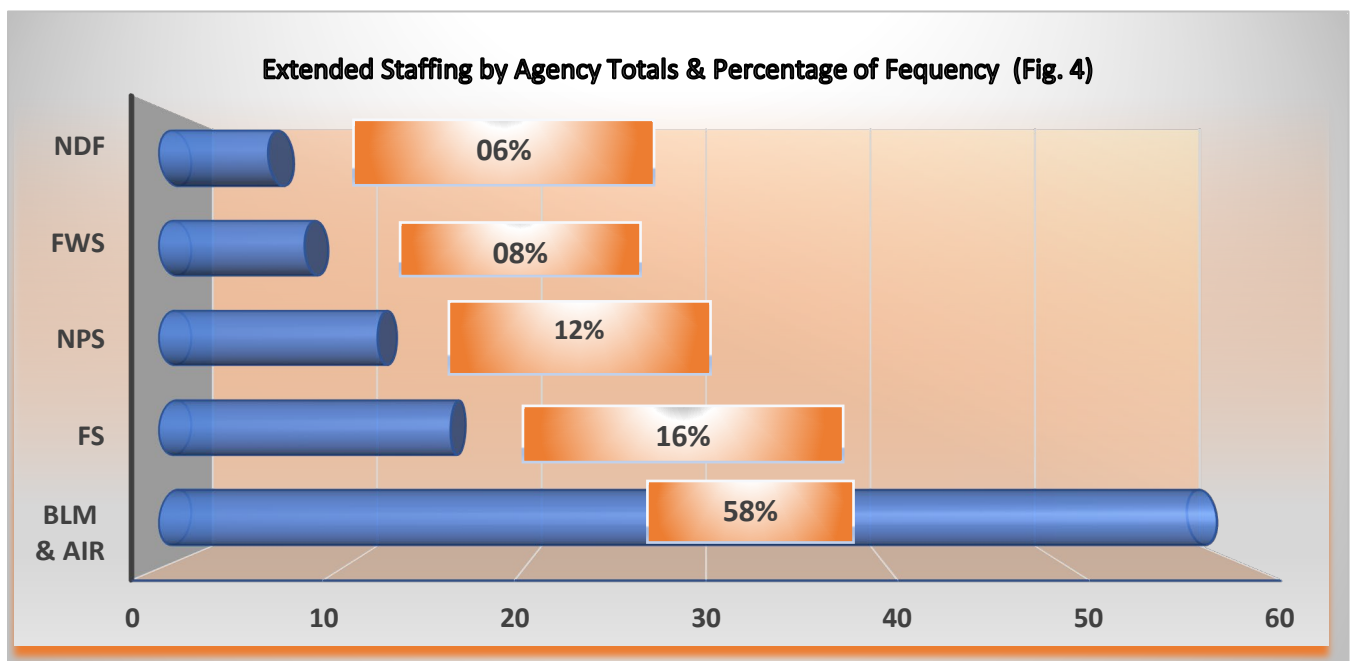
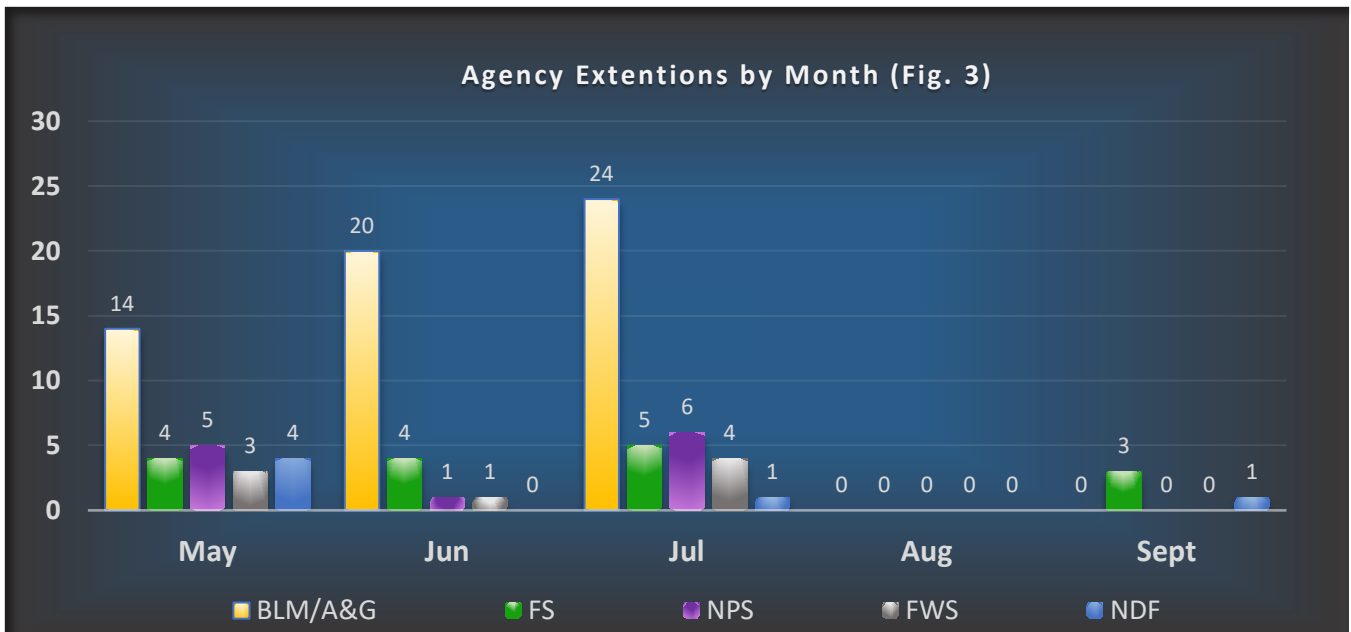
5 Year Acreage Average

YEAR	USFS	BLM	NPS	USFWS	NDF/WFPP	DOD/NTE	TOTALS
2018	41	147	52	3	57	3242	3,642
2019	2	4,478	9	1	226	0	4,716
2020	5608	7,281	5	154	87	3,130	16,265
2021	2	1,931	1,635	12	2	47,401	50,983
2022	6.15	65.4	2.45	0.5	17.1	0	91.60
TOTALS	5,659	13,902	1,703	171	389.1	53,873	
5 YR AVG	1,131.83	2780	341	34	77.82	10,7775	

Extending Staffing

The following graphs capture the extensions during the fire season. There were **50 days** that resources were extended beyond regular duty hours. Figure 3 shows the number of days each Agency chose to extend between May through September. Figure 4 has the total number of days extended and how often each agency chose to extend.

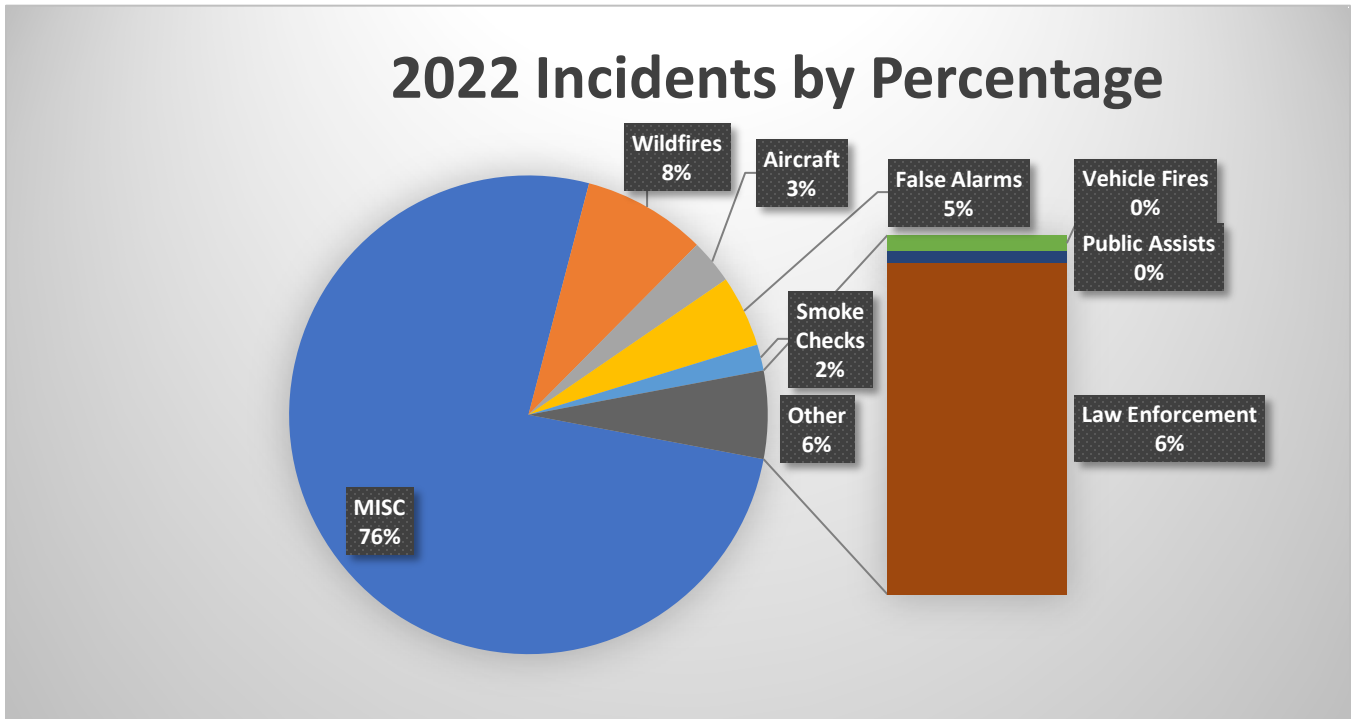
For example, the BLM air and ground resources extended staffing total of 58 days which is 58% percent of the 100 total extensions for 2022.



Incident Actions

Las Vegas Dispatch created **1,759 number of incidents**. The following graph breaks out the types of incidents created during the 2022 fire season.

Resource Order Overview



Las Vegas Dispatch created/received **1,069 orders** that LVICC has been involved in for Local and National orders. The following illustrates the breakdown of orders in IROC.

LVICC EOY REPORT 2022 (ALL)

